

AUTHORITY TO DRIVE AIRSIDE (ADA) THEORY TEST

Instructions

Please select which ADA category you are applying for:

CAT 1 Questions 1-12. A pass is 10/12

Circle the letter that corresponds to the answer that you think is correct.

Questions 1 - 10 MUST be answered correctly.

Name	Date	
Company		
Result	Pass/ Fail	Marked By

1. **When an aircraft has its beacons flashing or propellers are in motion you must**
 - a. Stay clear as the engines are running or about to be started
 - b. Approach the aircraft from the front
 - c. Ignore the beacons
 - d. None of the above

2. **A vehicle approved to operate on the airside must have**
 - a. An Authority to Use Airside (AUA) permit, affixed to the vehicle
 - b. A rotating or flashing beacon, visible 360 degrees around the vehicle.
 - c. Logo which identifies the Operator of the vehicle (if a company)
 - d. All of the above

3. **The speed limit within 15 metres of an aircraft is**
 - a. 25 km/h
 - b. 20 km/h
 - c. 10 km/h
 - d. 5 km/h

4. **In what areas are the holders of a Category 1 ADA only authorised to drive an unescorted approved vehicle**
- a. On all movement areas
 - b. On the manoeuvring area
 - c. On all aprons and perimeter roads
 - d. On the designated Glider area
 - e. All of the above
5. **You must not drive within ___ metres of an aircraft except when required for servicing of the aircraft**
- a. 3 metres
 - b. 5 metres
 - c. 10 metres
 - d. 15 metres
6. **Should you have your State or Territory Licence cancelled at any time whilst holder of an Authority to Drive Airside you must**
- a. Notify the Operations Manager BAL in writing within 7 days
 - b. Only drive on perimeter roads at 40km/h
 - c. Notify the Operations Manager BAL and surrender the Authority to Drive Airside within 48 hours
 - d. Do nothing, it does not affect the Authority to Drive airside licence
7. **Accidents occurring airside must be reported immediately to the BAL/CAL Airport Reporting Officer where there is**
- a. Damage to BAL/CAL property
 - b. Property damage equalling or exceeding \$1,000
 - c. Personal injury caused
 - d. All of the above
8. **When driving airside if requested by an authorised BAL\CAL officer you must produce**
- a. Your Authority to Use Airside (AUA)
 - b. Your current State/Territory Drivers Licence
 - c. Your Authority to Drive Airside
 - d. All of the above
9. **An Authority to Use Airside must be displayed**
- a. On the passenger side of the windscreen
 - b. In a holder facing outward on the front of a vehicle with no windscreen
 - c. On the right hand side of the windscreen
 - d. Either a, b, c.

10. Glider Strip boundaries are marked with

- a. Red and white cones
- b. Orange cones
- c. Blue cones
- d. White gable markers

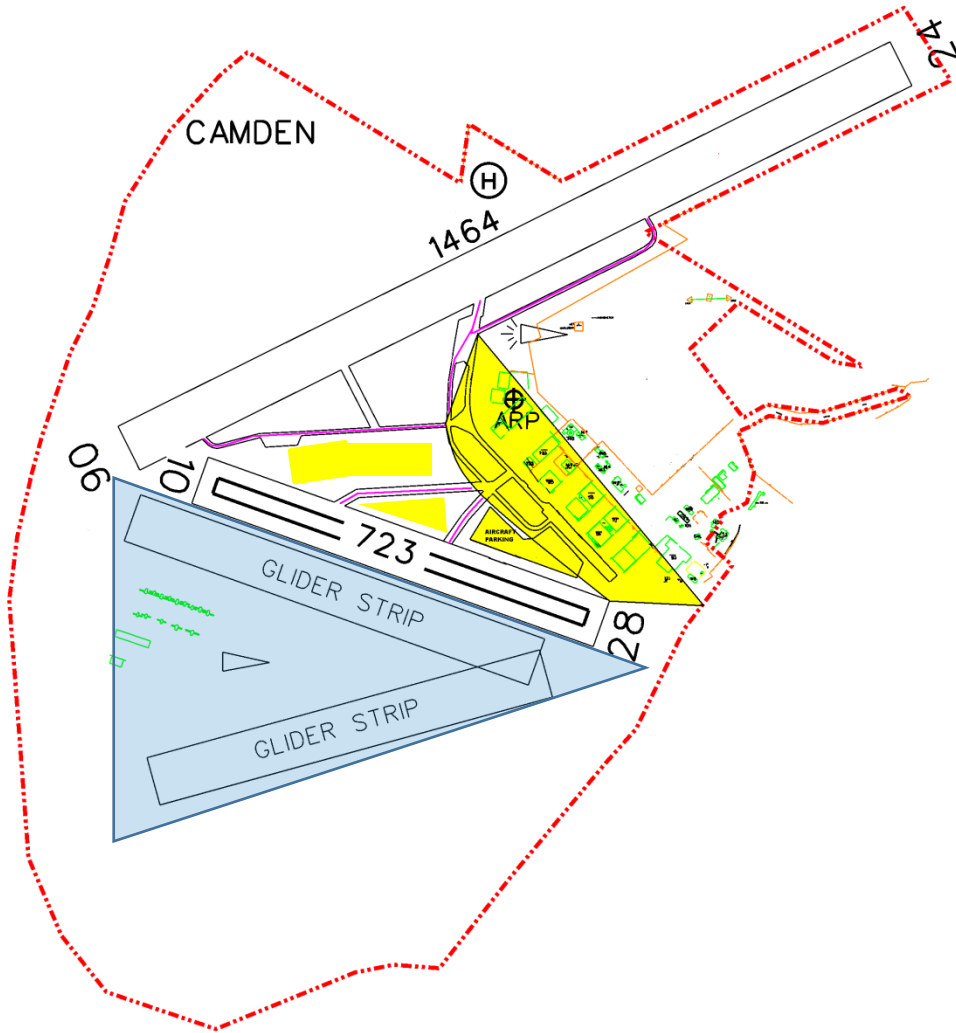
11. What must be carried in a vehicle during gliding operations

- a. Spare tow rope
- b. Radio tuned to Tower frequency
- c. First aid kit
- d. Hydration fluids




12. What precautions must be observed prior to driving to the opposite side of a glider strip

- a. Prior to entering the vehicle, driver to check visually for gliders on final approach
- b. Prior to driving into the line of potential conflict with glider/tug on final approach, driver to bring the vehicle to a stop and check visually for gliders on base and final approach
- c. Monitor radio for glider/ tug circuit calls
- d. B and C above

OVERALL PLAN CAMDEN



CAMDEN AIRPORT

	Aprons
	Manoeuvring Areas
	Glider Area